



THE MUNICIPAL CAMPUS

1 Centennial Plaza is the stately outdoor entryway to town hall. With its gentle risers and attractive brick-work, the plaza is designed to be a gathering place for informal concerts and outdoor presentations. Notice how the circular shape of the plaza echoes the shape of the rotunda.

2 Engraved Brick Pavers
As you look at the circular brick pattern in Centennial Plaza, you'll notice many of the pavers are engraved. These commemorative markers were purchased by individual residents and businesses. Look



around the circle and see if you recognize anyone's name. Pavers can still be ordered.

3 Time Capsule
Three cylinders containing memorabilia are sealed and buried beneath the circular concrete plate just off the plaza. In 50 years, citizens will have the opportunity to uncover Wake Forest's rich and unique past.

4 Oak Tree Save Area
During the building process, town leaders made the decision to save two magnificent oak trees in a location that was originally planned to be a parking lot. Now, the entire community can enjoy the leafy canopy that these two trees provide.

5 Tree Bench
Wake Forest's newest piece of public art was commissioned by 14 former Wake Forest Citizens of the Year.



TOWN of
WAKE FOREST

301 S. Brooks Street
Wake Forest, NC 27587
(919) 435-9400

www.wakeforestnc.gov

WAKE FOREST TOWN HALL

BUILDING TOUR



Centennial Plaza



Wake Forest Town Hall A Pioneer Example of Sustainability

A sustainable building is one that performs well in five key areas of human and environmental health: sustainable site development, water savings, energy efficiency, materials selection and indoor environmental quality.

LEED certification provides independent, third-party verification that a building project is environmentally responsible and a healthy place to work. The new town hall is expected to receive its LEED certification in 2011.

What Makes Our Building Green?

Water Conservation The Town Hall project went above and beyond what is required by LEED. Non-potable water is used for irrigation and ultra low-flow fixtures are used in the bathrooms.

Sustainable Building Materials The materials used for the project include considerable recycled content—most of which was extracted and manufactured within 500 miles of Wake Forest. A majority of the wood installed was forested responsibly, while many other materials were derived from rapidly renewable sources, such as bamboo and wheat.

Daylighting The building and its windows are positioned to maximize natural light to the indoors reducing the need for artificial light.

Occupancy Sensors Most of the light switches in the facility have sensors which conserve electricity by turning on the lights when movement is detected in a room and then turning off the lights when no one is present. Compact fluorescent lamps (CFLs) are used instead of incandescent lamps whenever possible.

Proper siting of the building conserves land. Open space has been maximized while preserving and restoring the native habitat.

Low VOCs During construction, the team was diligent not to allow products with excessive VOC (volatile organic compounds) or urea-formaldehyde composite woods into the building.

Significant amounts of construction waste were diverted from the landfill through re-use and recycling.

THE GROUND FLOOR

*Inspections,
Ground Floor Meeting Room*

6 Ground Floor Meeting Room Featuring high-tech audio/visual equipment, this meeting space can accommodate large groups or be divided in half for smaller gatherings. Beginning in 2011, the room will be available to organizations needing meeting space. Notice the sliding barn-style doors that match the wood floors.

preparation area (behind the wooden slats) provides meeting organizers with a convenient place to store and distribute catered food.

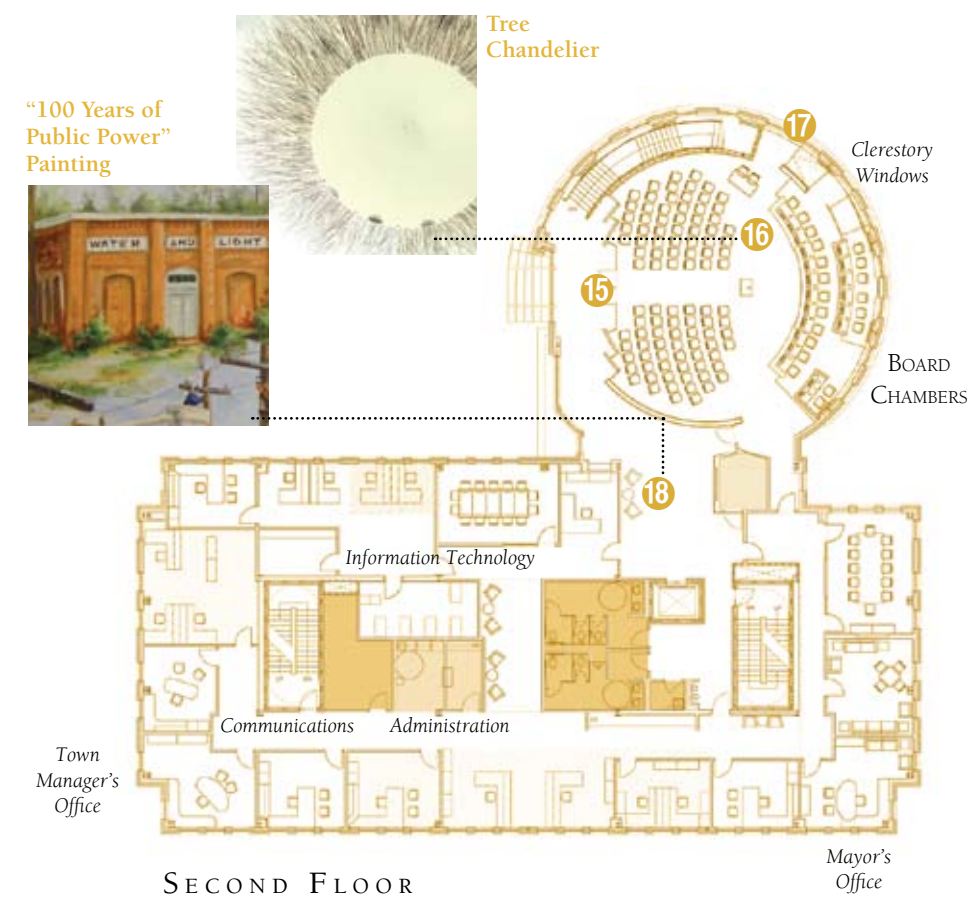
8 Reclaimed Wood Floors The flooring on the ground level of town hall is made from wood salvaged from a barn.

9 Curving Staircase Follow the staircase around the rotunda up to the first level to see the use of reclaimed wood on the stair treads.

7 Café The open eating space offers employees an informal place to meet or have lunch. The food



GROUND FLOOR



SECOND FLOOR



THE SECOND FLOOR

*Board Chambers, Mayor's Office, Town Administration,
Communications, Information Technology*

15 Board Chambers

The bright, open meeting space for the governing body of Wake Forest features 94 theater-style seats for the public and a raised dais for the participants. State-of-the-art recording equipment allows better broadcast of meetings.

17 Clerestory Windows

The windows on the upper level of the chamber allow abundant light to enter the room. When government is in session, the windows are alight letting residents know that their government is at work.

16 Tree Chandelier

As you stand in the center of the room, look up at the chandelier. Made of natural materials, the unique work of art reflects the character of our town.

18 "100 Years of Public Power" Painting, 2009

Local artist Mary Benejam's commemorative painting illustrates the history of public power in the town of Wake Forest.



THE FIRST FLOOR

*Customer Service, Parks & Recreation, Finance,
Human Resources*

10 Town Seal & Timeline

The polished concrete floor in the lobby features the town seal and a timeline of Wake Forest history. Notice the artistic cracks that resemble tree roots.

will be manned by volunteers who will assist visitors and provide tours of the building.

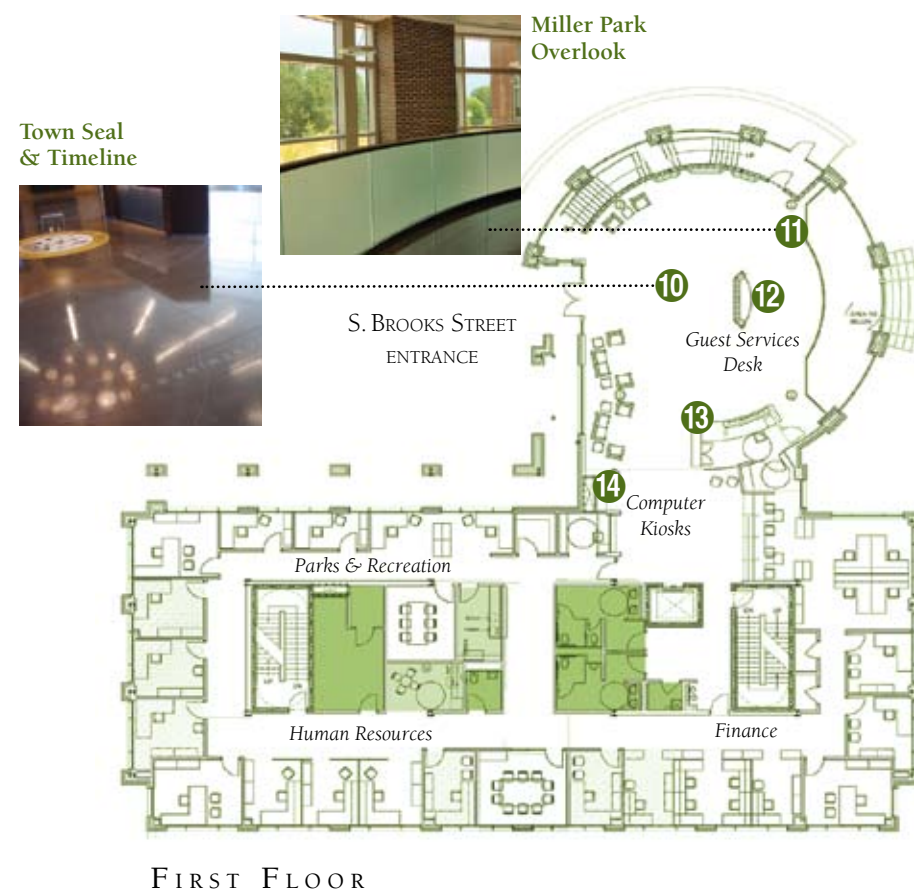
13 Customer Information Desk

Staffed by a member of the Town's team, customers can get answers to questions about Town services. A utility drop box for bill payments is attached to the desk.

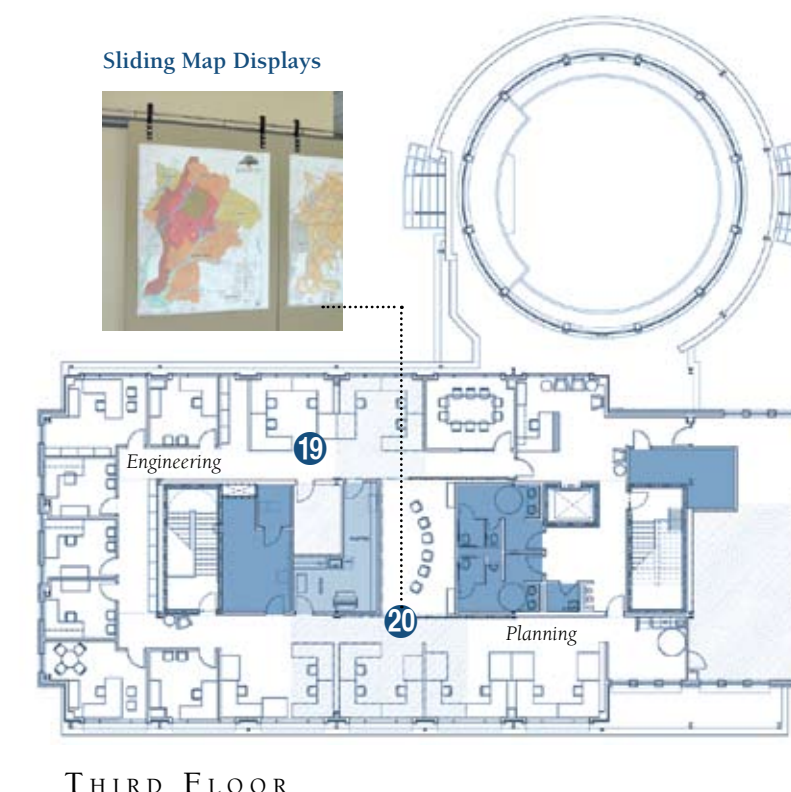
11 Miller Park Overlook

The overlook provides scenic, outdoor views of the park and the pond as well as a connection to the ground floor of the building.

14 Computer Kiosks Residents can directly access the Town's website to pay their bills or browse the site.



FIRST FLOOR



THIRD FLOOR

THE THIRD FLOOR

Planning & Engineering

19 Collaborative Workspace

The top floor of town hall features an abundance of natural light and open work space. The area is designed to encourage teamwork among the planning and engineering staff. Plentiful drawers offer many places to store town plans and maps.

20 Sliding Map Displays

Hanging boards on overhead trolley wheels are a simple yet effective way for the planning staff to view and comment on active plans.

